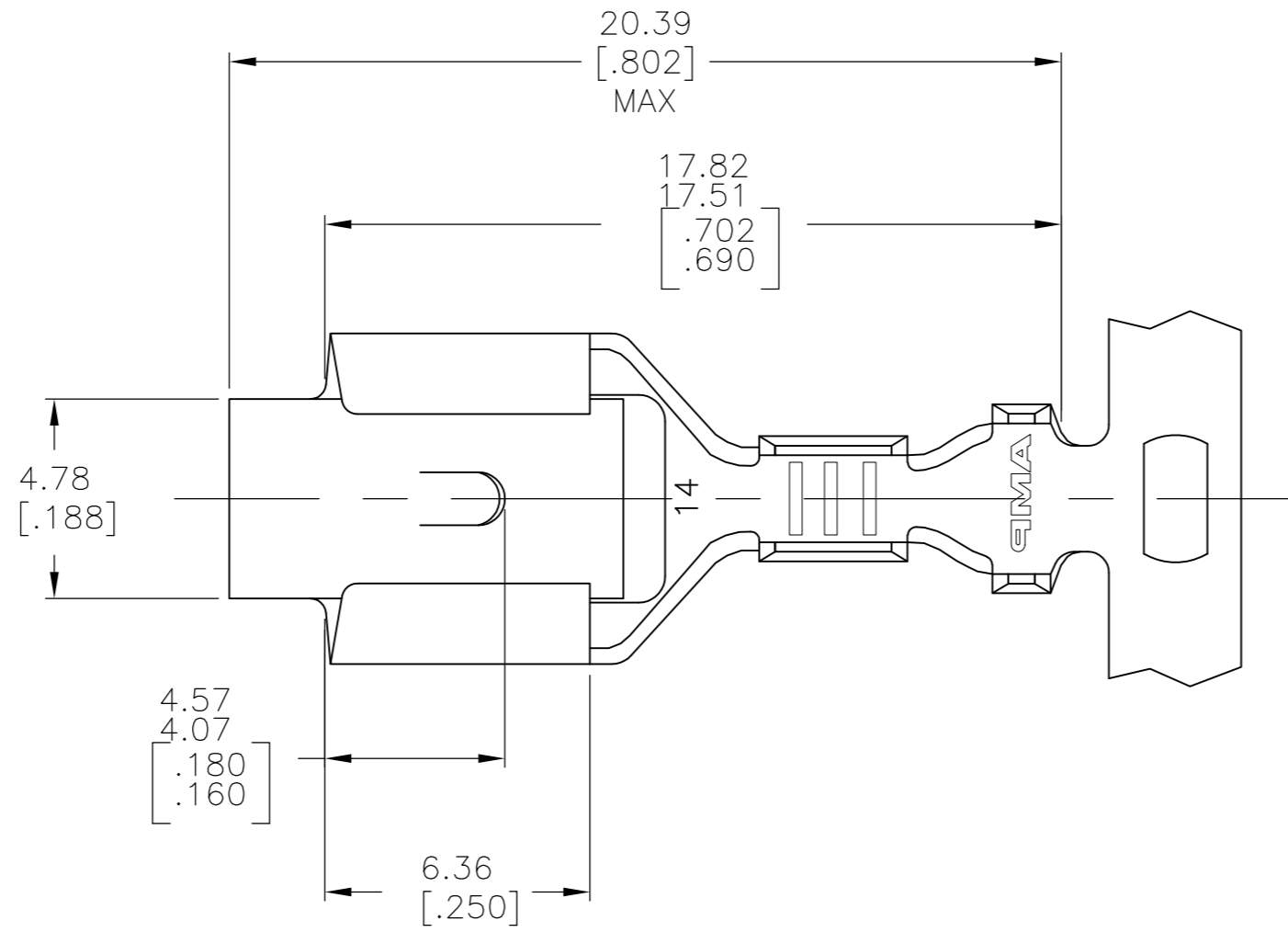
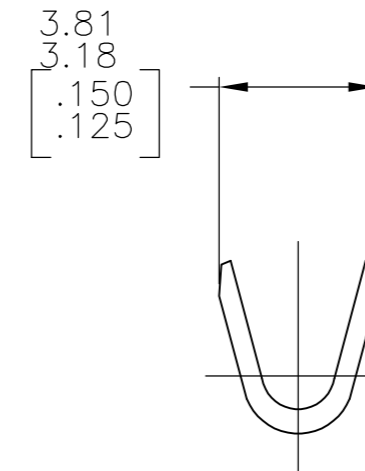


THIS DRAWING IS UNPUBLISHED. RELEASED FOR PUBLICATION
 © COPYRIGHT BY TYCO ELECTRONICS CORPORATION. ALL RIGHTS RESERVED.

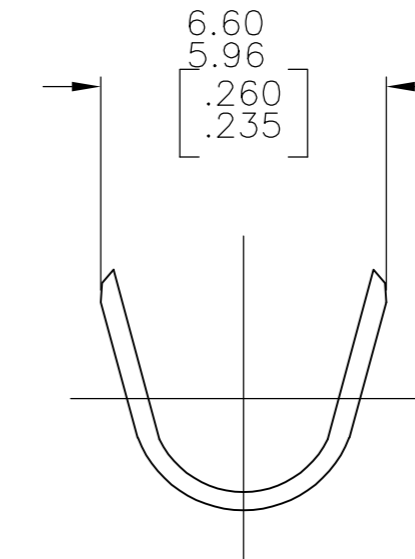
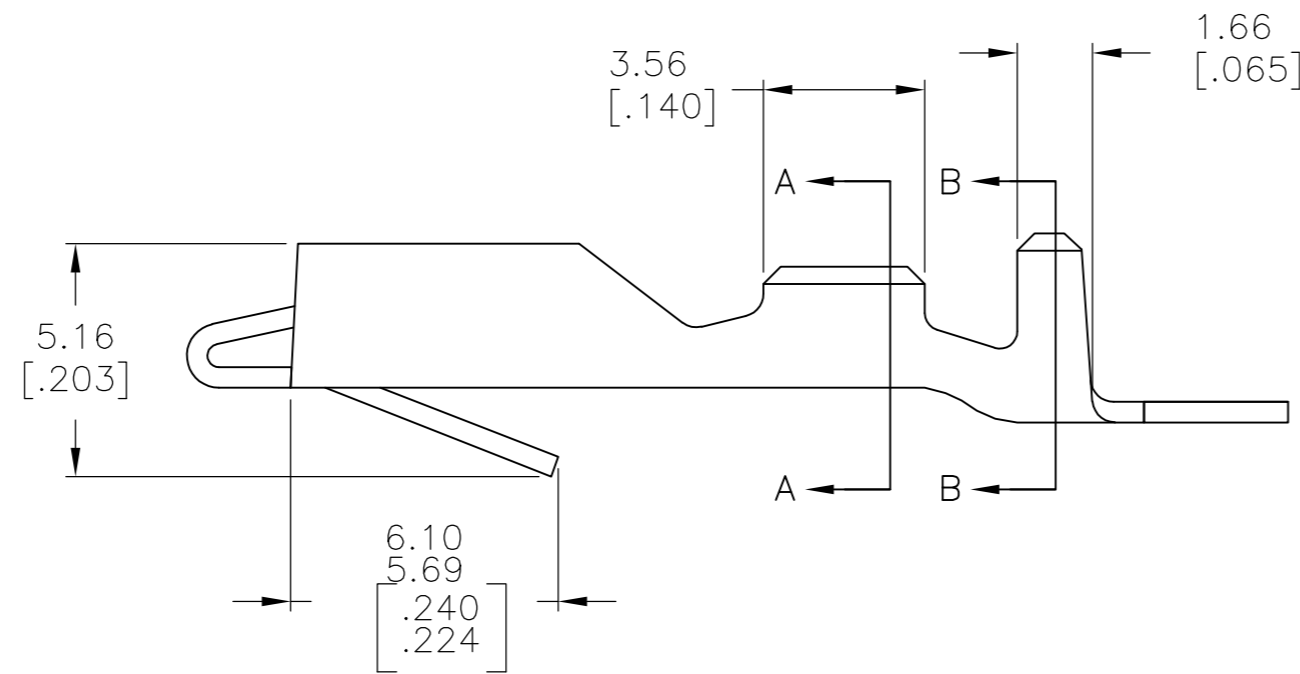
LOC	DIST	REVISIONS			
P	LTR	DESCRIPTION	DATE	DWN	APVD
AF	50	L1	REVISED PER ECR-08-021551	11SEP08	HMR KR



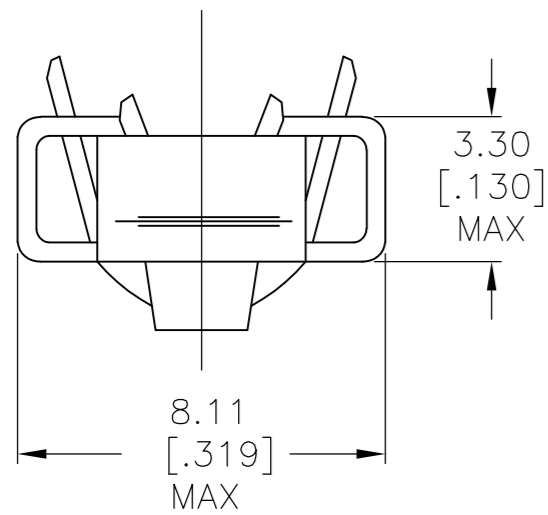
1 PRELIMINARY - NOT FOR PRODUCTION
 2 SPECIAL REELING



SECTION A-A



SECTION B-B



LOOSE PIECE	FINISH	INSULATION RANGE	WIRE SIZE	PART NUMBER
-	PRE-TIN 2	.154 MAX	18-14	1 640417-4
-	POST-TIN WITH CORROSION LUBE	.154 MAX	18-14	1 640417-3
-	PRE-TIN	.154 MAX	18-14	640417-2
641257-1	NONE	.154 MAX	18-14	640417-1

THIS DRAWING IS A CONTROLLED DOCUMENT.		DWN RAGHAVENDRA 15MAY08	Tyco Electronics Corporation Harrisburg, Pa 17105-3608	
DIMENSIONS: mm [INCHES]		CHK RANDOLPH KURT 15MAY08	NAME	
TOLERANCES UNLESS OTHERWISE SPECIFIED:		APVD RANDOLPH KURT 15MAY08	.250 BLADE, RECEPTACLE	
0 PLC ± -		PRODUCT SPEC	SIZE CAGE CODE DRAWING NO RESTRICTED TO	
1 PLC ± -		APPLICATION SPEC	A2 00779 C=640417	
2 PLC ± -		WEIGHT	SCALE SHEET OF REV	
3 PLC ± .015		CUSTOMER DRAWING	6:1 1 1 L1	
4 PLC ± -				
ANGLES ± -				
MATERIAL BRASS	FINISH SEE TABLE			